

How To Insulate Your Static Caravan Floor To Eliminate Cold From Rising

It is a common problem that Static Caravans are manufactured without any or little Floor Insulation. This Multifoil Insulation Kit will reflect warmth back into your living space while effectively reflecting cold away!

EcoPro *Caravan Kit*TM *High Performance Insulation Kit*



Our High Performing Multifoil Insulation Kits are manufactured in the UK and boast 6 layers of highly reflective foil layers and recycled wadding. This material reflects 98% of radiant energy!

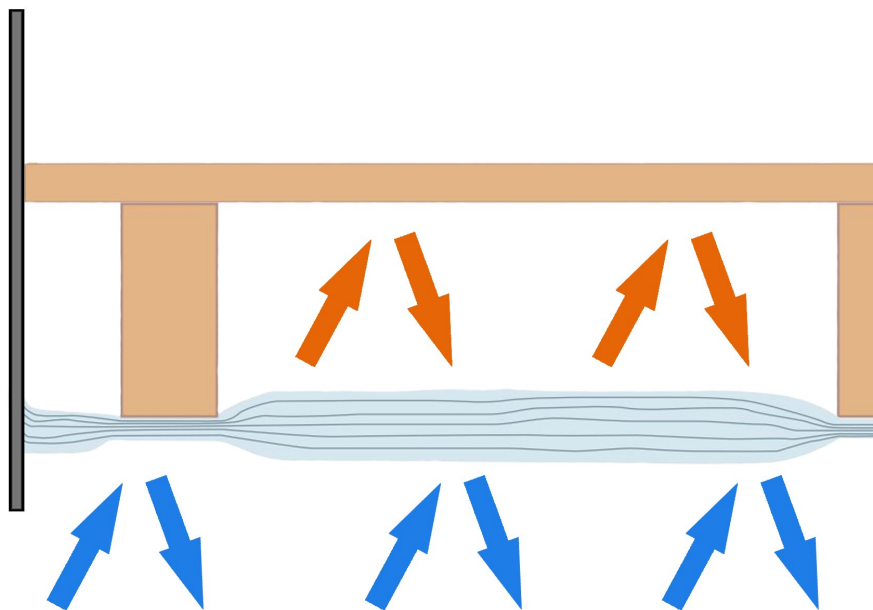


For Fixing Instructions please see page 4!

EcoPro Caravan KitTM

High Performance Insulation Kit

- ✓ Highly Reflective Multifoil Insulation
 - ✓ Includes Foil Tape, Staple Gun, Staples & Knife
 - ✓ Thin, Flexible and Easy to Install
 - ✓ Reflects excess warmth away in the Summer
 - ✓ Equivalent to around 100mm of Glasswool
 - ✓ Suitable for all types of Static Caravans
 - ✓ Compresses to 6mm Thick
 - ✓ Prevents Pipes From Freezing
 - ✓ Reflects Cold away during the Winter
 - ✓ Retains heat for comfortable living all year round
-



ECOHOME INSULATION

How Much Insulation Do I Need to Insulate My Static Caravan Floor?

Length	Width	Kit Size Needed
33	12	45m2 Kit
36	12	45m2 Kit
39	12	45m2 Kit
40	13	60m2 Kit
40	14	60m2 Kit
41	13	60m2 Kit
41	14	60m2 Kit


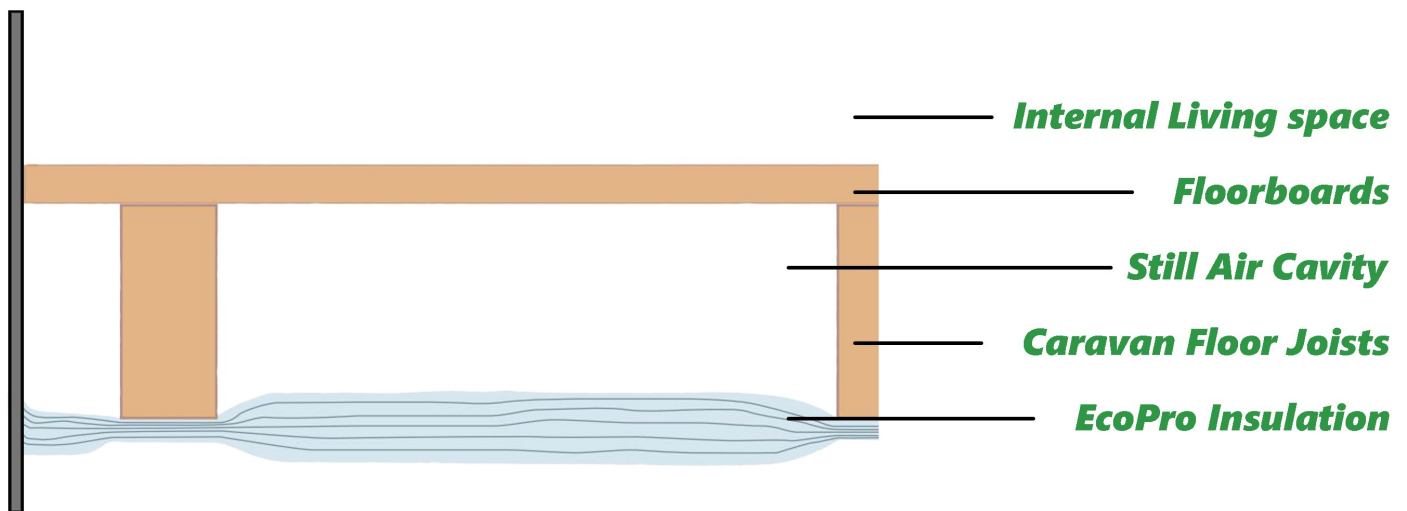
If you require any further information regarding which kit size you need to insulate your Caravan Floor please email us sales@ecohome-insulation.co.uk



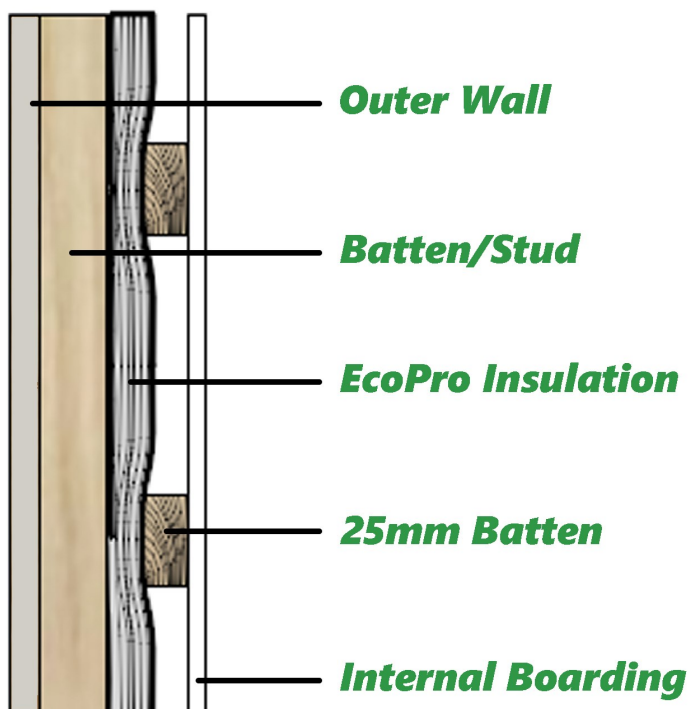
ECOHOME INSULATION

Fixing Instructions

It is recommended to have an air space on either side of the EcoPro Insulation as this air pocket will help the foil to reflect and eliminates cold Bridging. This can be stapled directly onto the wooden Floor Joists leaving an air cavity between the Floorboards and the Insulation.



We recommend taping and sealing around the perimeter only on Floors, leaving the 50mm overlaps untaped. This will prevent any moisture from occurring between the Joists.



If Installing EcoPro onto the walls of your Static Caravan we would recommend the following;

Staple EcoPro directly onto the studwork of your Static Van. This will create an air space between the insulation and outer wall.

Then Tape and Seal all overlaps and perimeter to create a complete seal.

Before Boarding internally you will need to apply a 25mm batten to create an air space between the Insulation and Internal Boarding.

Technical properties

EcoPro Caravan KitTM

High Performance Insulation Kit

Relaxed Thickness: Compressed Thickness:	15mm 6mm
Thermal Resistance:	Approx. 2.272
Weight:	400g m²
Length:	10m
Width:	1500mm
Components:	6 Layers of Foil, Foam & Wadding

**If you require any further information regarding the
EcoPro Caravan Insulation Kit please email us at
sales@ecohome-insulation.co.uk**



ECOHOME INSULATION